

Silicon NPN Power Transistors

2SC4388

DESCRIPTION

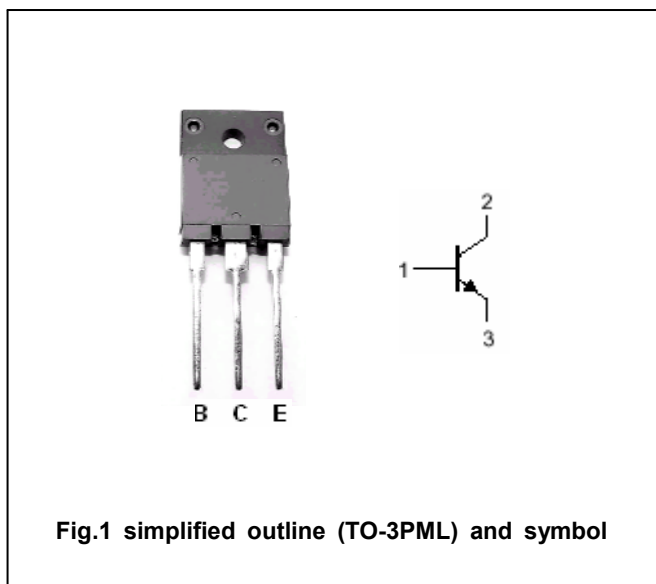
- With TO-3PML package
- Complement to type 2SA1673

APPLICATIONS

- Audio and general purpose

PINNING

PIN	DESCRIPTION
1	Base
2	Collector
3	Emitter

**Absolute maximum ratings(Ta=25℃)**

SYMBOL	PARAMETER	CONDITIONS	VALUE	UNIT
V_{CBO}	Collector-base voltage	Open emitter	200	V
V_{CEO}	Collector-emitter voltage	Open base	180	V
V_{EBO}	Emitter-base voltage	Open collector	6	V
I_C	Collector current		15	A
I_B	Base current		4	A
P_C	Collector power dissipation	$T_C=25^\circ\text{C}$	85	W
T_j	Junction temperature		150	℃
T_{stg}	Storage temperature		-55~150	℃

Silicon NPN Power Transistors

2SC4388

CHARACTERISTICS

T_j=25 °C unless otherwise specified

SYMBOL	PARAMETER	CONDITIONS	MIN	TYP.	MAX	UNIT
V _{(BR)CEO}	Collector-emitter breakdown voltage	I _C =50mA; I _B =0	180			V
V _{CEsat}	Collector-emitter saturation voltage	I _C =5 A; I _B =0.5 A			2.0	V
I _{CBO}	Collector cut-off current	V _{CB} =200V; I _E =0			10	μA
I _{EBO}	Emitter cut-off current	V _{EB} =6V; I _C =0			10	μA
h _{FE}	DC current gain	I _C =3A ; V _{CE} =4V	50		180	
f _T	Transition frequency	I _E =-0.5A ; V _{CE} =12V		20		MHz
C _{OB}	Output capacitance	I _E =0; V _{CB} =10V; f=1MHz		300		pF

Switching times

t _{on}	Turn-on time	I _C =10A; R _L =4Ω I _{B1} =- I _{B2} =1A V _{CC} =40V			0.50	μs
t _s	Storage time				1.80	μs
t _f	Fall time				0.60	μs

◆ h_{FE} classifications

O	P	Y
50-100	70-140	90-180

Silicon NPN Power Transistors

2SC4388

PACKAGE OUTLINE

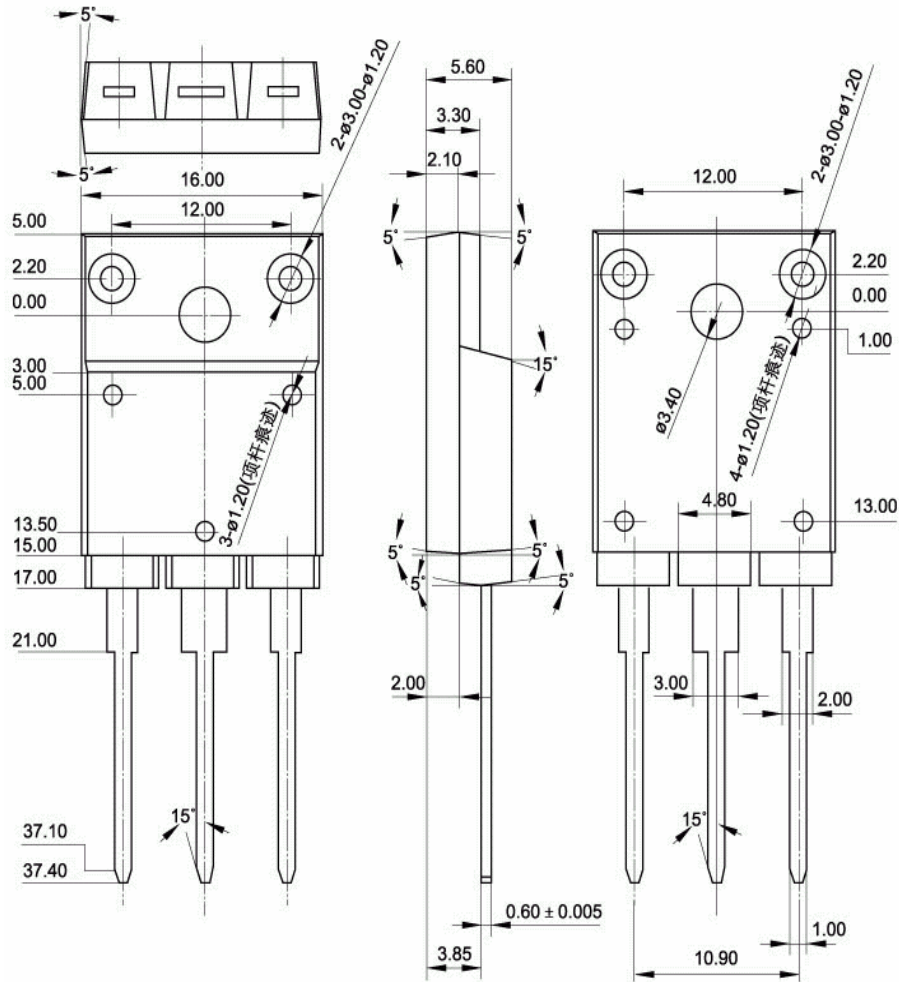


Fig.2 Outline dimensions

Silicon NPN Power Transistors

2SC4388

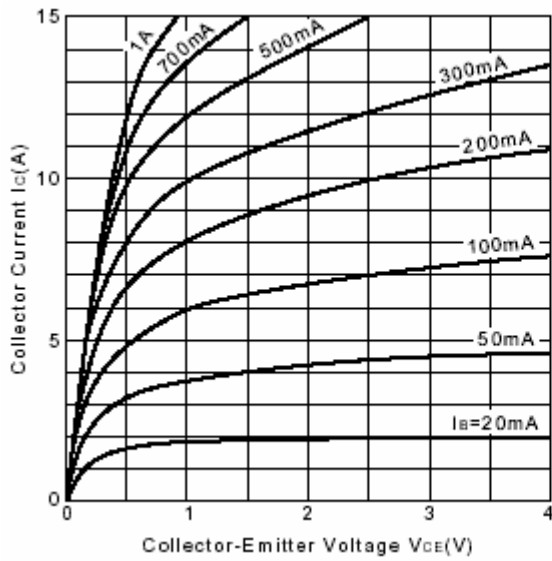


Fig.3 Static Characteristic

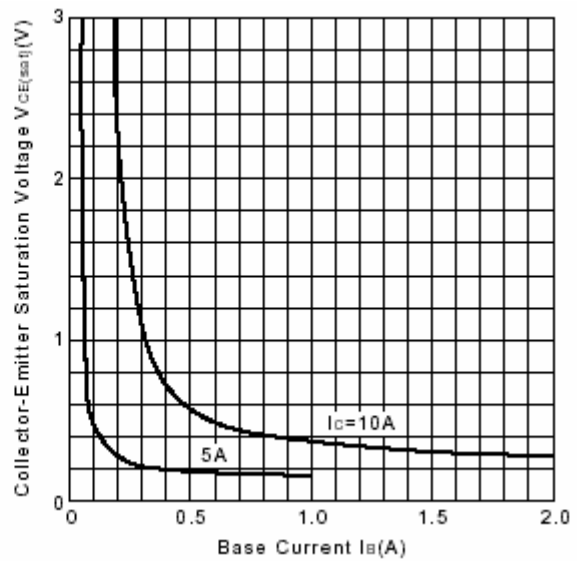


Fig.4 $V_{CE(sat)}$ - I_B Characteristics

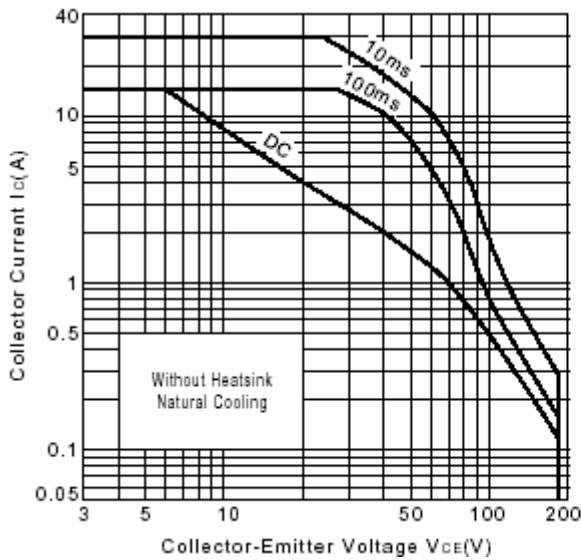


Fig.5 Safe Operating Area

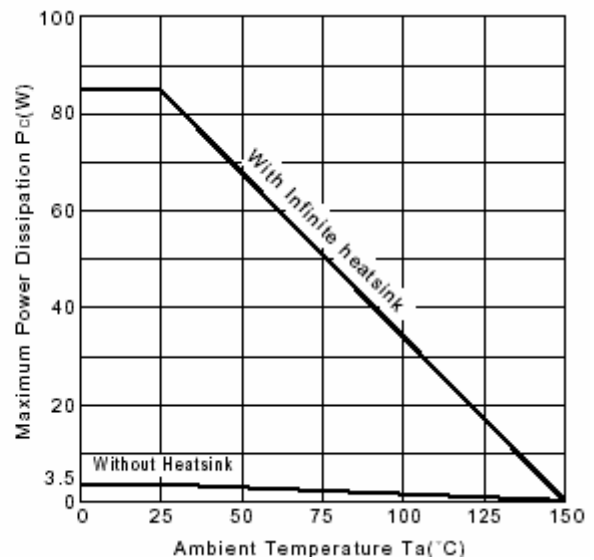


Fig.6 P_c - T_a Derating

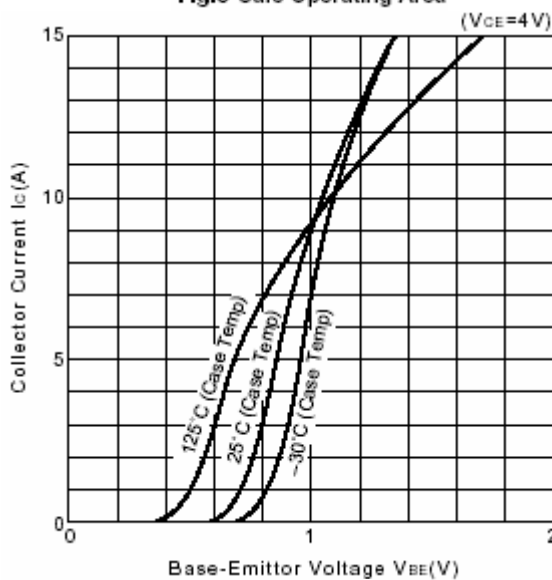


Fig.7 I_C - V_{BE}

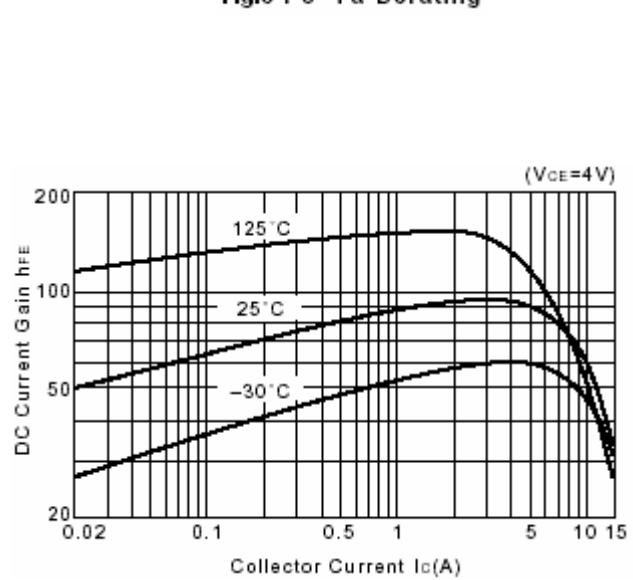


Fig.8 DC current Gain