

**LA7214**

VCR-Use Automatic Channel Selection Peripheral

Overview

The LA7214 is a VCR-use automatic channel selection peripheral IC that contains a sync separator, a video buffer, and a comparator.

Functions and Features

- Sync separator
- Video buffer
- Comparator
- Recommended supply voltage : 5V
- Sync separator, comparator output of open collector type ($R_L=10k\Omega$), negative polarity output.

Specifications

Maximum Ratings at $T_a=25^\circ\text{C}$

Parameter	Symbol	Conditions	Ratings	Unit
Maximum supply voltage	$V_{CC\ max}$		7.0	V
Allowable power dissipation	$P_d\ max$	$T_a \leq 75^\circ\text{C}$	150	mW
Operating temperature	T_{op}		-15 to +75	$^\circ\text{C}$
Storage temperature	T_{stg}		-40 to +125	$^\circ\text{C}$

Operating Conditions at $T_a=25^\circ\text{C}$

Parameter	Symbol	Conditions	Ratings	Unit
Recommended supply voltage	V_{CC}		5.0	V
Operating voltage range	$V_{CC\ op}$		4 to 6	V

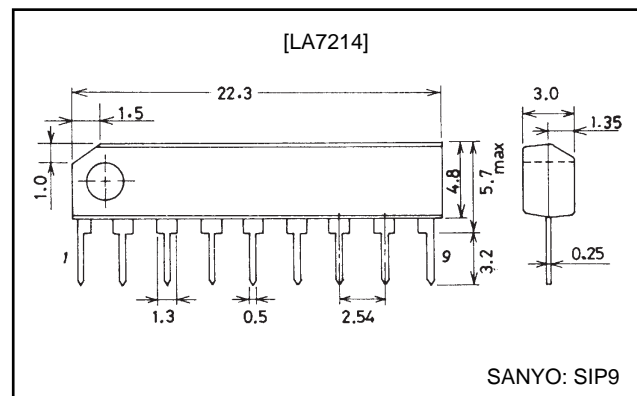
Operating Characteristics at $T_a=25^\circ\text{C}$, $V_{CC}=5\text{V}$

Parameter	Symbol	Conditions	Ratings			Unit
			min	typ	max	
Circuit Current	I_{CC}	No load	4	6.5	9	mA
Sync separation operating current	I_{SYNC}	SW1=b		85		μA
Sync separation minimum input level	$V_I\ min$	Color bar signal $1V_p-p=0\text{dB}$, SW1=a		-12		dB
Buffer amp gain	G_1	$R_L=240\Omega$, $V_{IN}=1V_p-p$, 500kHz	-2	-1	0	dB
Buffer amp gain	G_2	$R_L=240\Omega$, $V_{IN}=1V_p-p$, 5MHz	-2	-1	0	dB
Comparator reference voltage	V_7			2.5		V
Hysteresis amount	ΔV_7	$\Delta V_7=V_{7H}-V_{7L}$		50		mV
Output DC level	V_{1H}	No load	4.9			V
Output DC level	V_{1L}	No load			0.2	V
Output DC level	V_{8H}	No load	4.9			V
Output DC level	V_{8L}	No load			0.2	V

Package Dimensions

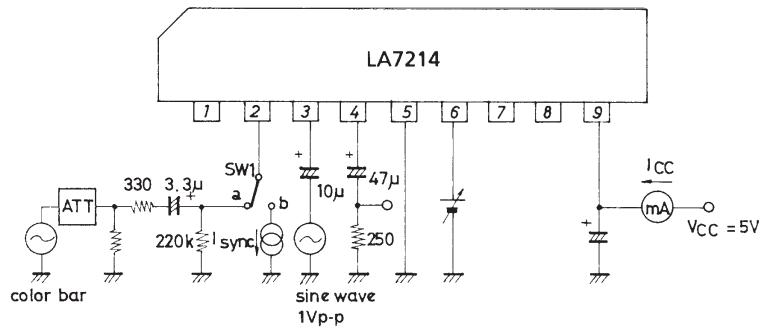
unit: mm

3017C-SIP9



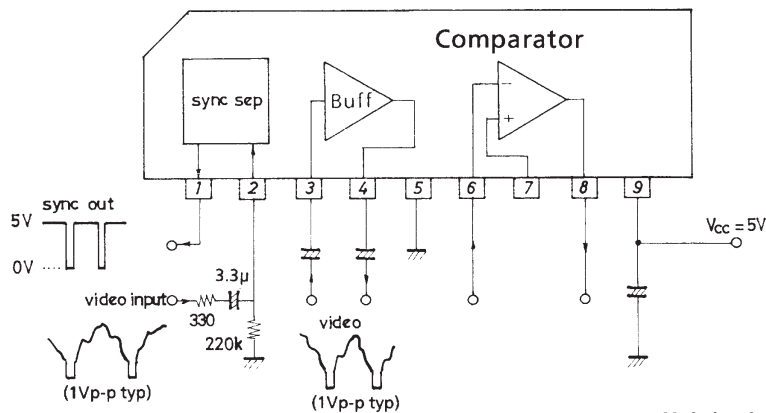
LA7214

Test Circuit



Unit (resistance : Ω , Capacitance : F)

Sample Application Circuit



Unit (resistance : Ω , Capacitance : F)

■ No products described or contained herein are intended for use in surgical implants, life-support systems, aerospace equipment, nuclear power control systems, vehicles, disaster/crime-prevention equipment and the like, the failure of which may directly or indirectly cause injury, death or property loss.

■ Anyone purchasing any products described or contained herein for an above-mentioned use shall:

- ① Accept full responsibility and indemnify and defend SANYO ELECTRIC CO., LTD., its affiliates, subsidiaries and distributors and all their officers and employees, jointly and severally, against any and all claims and litigation and all damages, cost and expenses associated with such use:
- ② Not impose any responsibility for any fault or negligence which may be cited in any such claim or litigation on SANYO ELECTRIC CO., LTD., its affiliates, subsidiaries and distributors or any of their officers and employees jointly or severally.

■ Information (including circuit diagrams and circuit parameters) herein is for example only; it is not guaranteed for volume production. SANYO believes information herein is accurate and reliable, but no guarantees are made or implied regarding its use or any infringements of intellectual property rights or other rights of third parties.

This catalog provides information as of July, 1997. Specifications and information herein are subject to change without notice.