

Features

- WIDE VIEWING ANGLE.
- LOW POWER CONSUMPTION.
- RELIABLE AND RUGGED.
- LONG LIFE - SOLID STATE RELIABILITY.
- TRANSPARENT AND WATER CLEAR TYPE AVAILABLE.

L493IT HIGH EFFICIENCY RED L493Gx GREEN
 L493EC HIGH EFFICIENCY RED L493Yx YELLOW

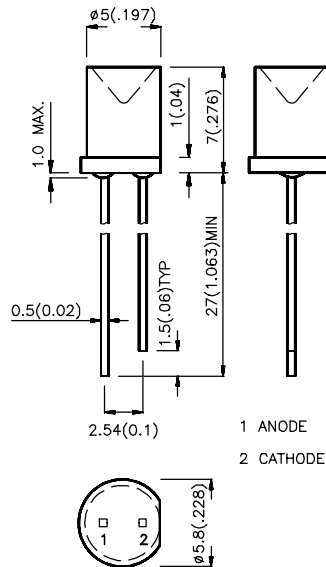
Description

The High Efficiency Red and Orange source color devices are made with Gallium Arsenide Phosphide on Gallium Phosphide Orange Light Emitting Diode.

The Green source color devices are made with Gallium Phosphide Green Light Emitting Diode.

The Yellow source color devices are made with Gallium Arsenide Phosphide on Gallium Phosphide Yellow Light Emitting Diode.

Package Dimensions



- Notes:
1. All dimensions are in millimeters (inches).
 2. Tolerance is $\pm 0.25(0.01)$ " unless otherwise noted.
 3. Lead spacing is measured where the lead emerge package.
 4. Specifications are subjected to change without notice.

Selection Guide

Part No.	Dice	Lens Type	Iv (mcd) @ 10 mA		Viewing Angle
			Min.	Typ.	
L493IT	HIGH EFFICIENCY RED (GaAsP/GaP)	RED TRANSPARENT	3	6	140°
L493EC		WATER CLEAR	3	6	140°
L493GT	GREEN (GaP)	GREEN TRANSPARENT	2	5	140°
L493GC		WATER CLEAR	2	5	140°
L493YT	YELLOW (GaAsP/GaP)	YELLOW TRANSPARENT	2	5	140°
L493YC		WATER CLEAR	2	5	140°

Note:
 1. $\theta 1/2$ is the angle from optical centerline where the luminous intensity is 1/2 the optical centerline value.

Electrical / Optical Characteristics at T_A=25°C

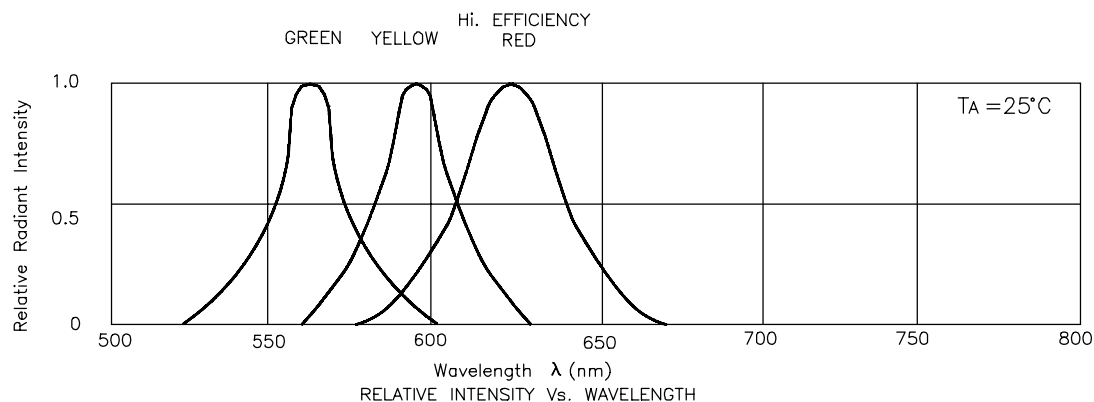
Symbol	Parameter	Device	Typ.	Max.	Units	Test Conditions
λ_{peak}	Peak Wavelength	High Efficiency Red Green Yellow	625 565 590		nm	I _F =20mA
$\Delta\lambda_{1/2}$	Spectral Line Halfwidth	High Efficiency Red Green Yellow	45 30 35		nm	I _F =20mA
C	Capacitance	High Efficiency Red Green Yellow	12 45 10		pF	V _F =0V;f=1MHz
V _F	Forward Voltage	High Efficiency Red Green Yellow	2.0 2.2 2.1	2.5 2.5 2.5	V	I _F =20mA
I _R	Reverse Current	All		10	uA	V _R = 5V

Absolute Maximum Ratings at T_A=25°C

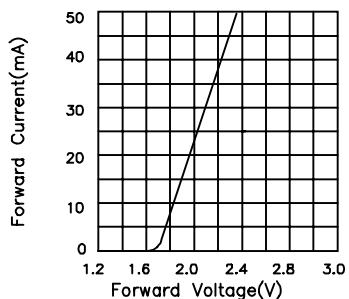
Parameter	High Efficiency Red	Green	Yellow	Units
Power dissipation	105	105	105	mW
DC Forward Current	30	25	30	mA
Peak Forward Current [1]	150	150	150	mA
Reverse Voltage	5	5	5	V
Operation/Storage Temperature	-40°C To +85°C			
Lead Solder Temperature [2]	260°C For 5 Seconds			

Notes:

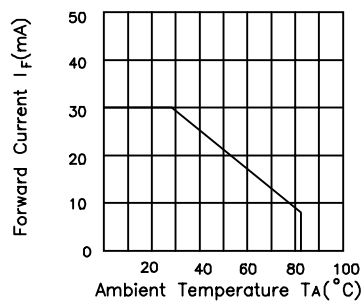
- 1/10 Duty Cycle, 0.1ms Pulse Width.
- 4mm below package base.



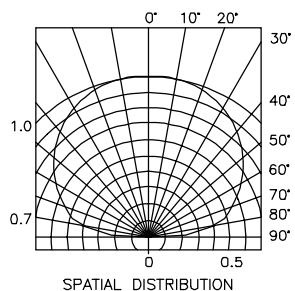
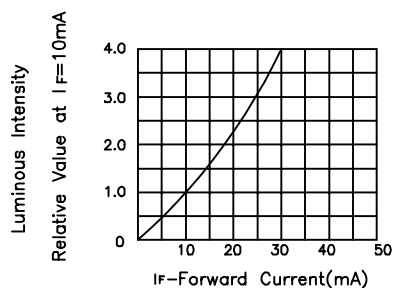
High Efficiency Red L493IT,L493EC



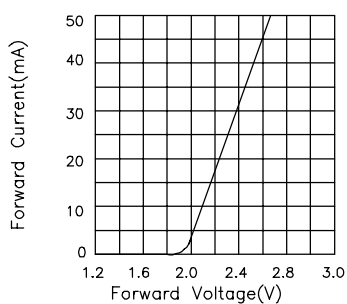
FORWARD CURRENT Vs. FORWARD VOLTAGE



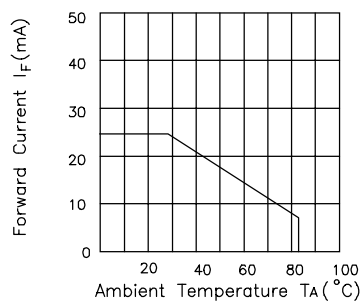
FORWARD CURRENT DERATING CURVE



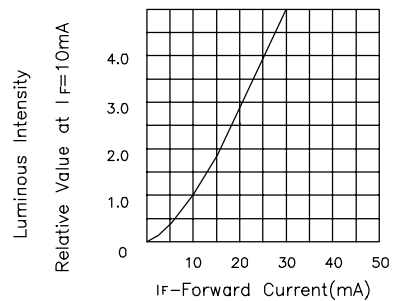
Green L493GC,L493GT



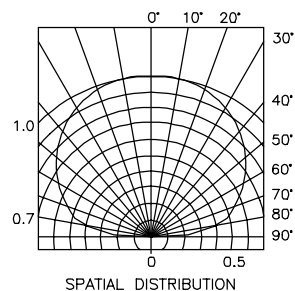
FORWARD CURRENT Vs. FORWARD VOLTAGE



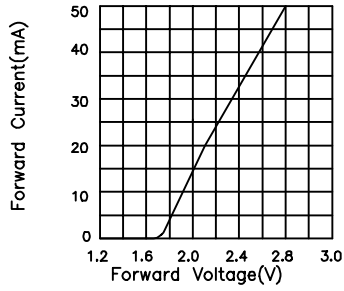
FORWARD CURRENT DERATING CURVE



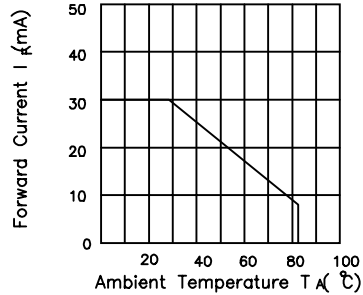
LUMINOUS INTENSITY Vs. FORWARD CURRENT



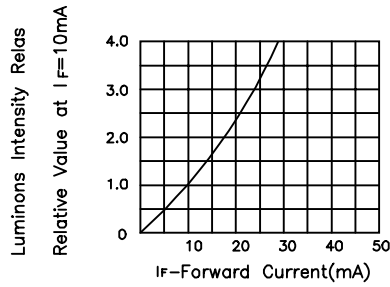
Yellow L493YC,L493YT



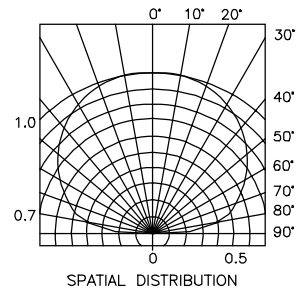
FORWARD CURRENT Vs. FORWARD VOLTAGE



FORWARD CURRENT DERATING CURVE



LUMINOUS INTENSITY Vs. FORWARD CURRENT



SPATIAL DISTRIBUTION