

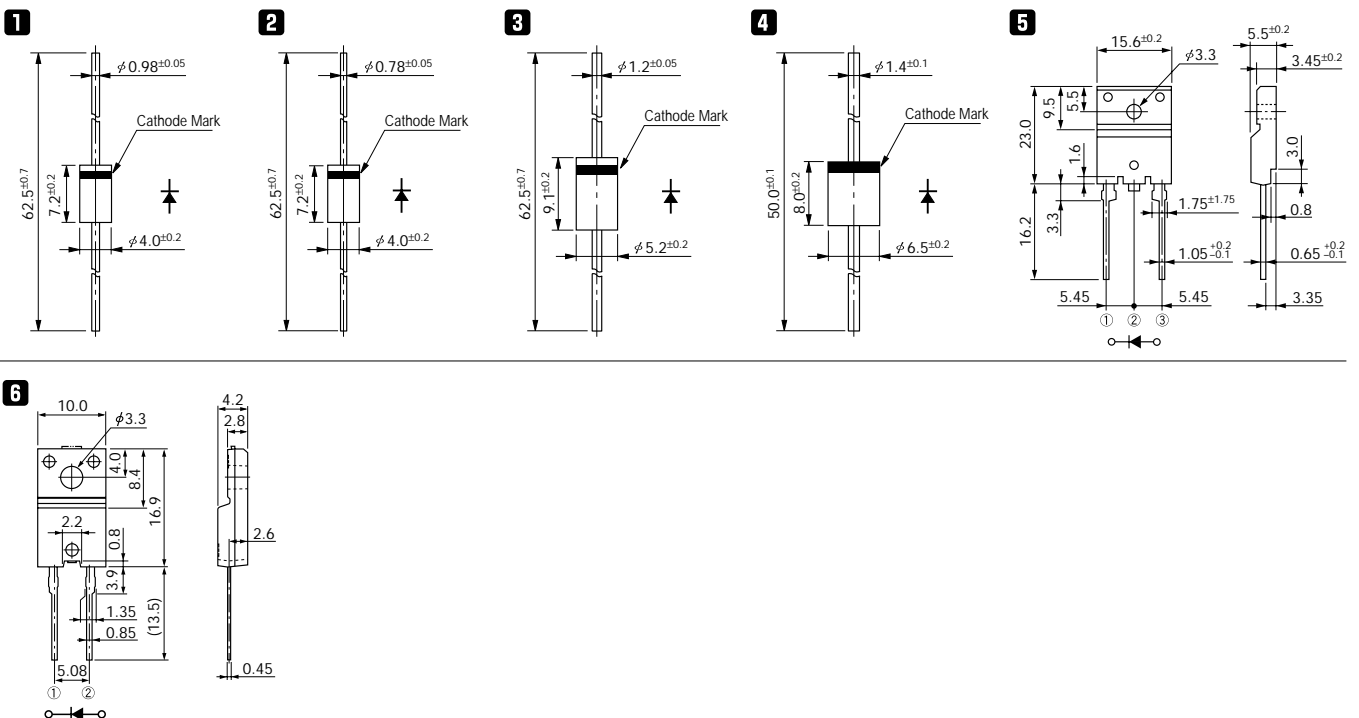
Damper Diodes

$t_{rr} \textcircled{1}$: $I_F/I_R (=I_F)$ 90% Recovery Point
 (ex. $I_F/I_R = 100\text{mA}/100\text{mA}$ 90% Recovery Point)
 $t_{rr} \textcircled{2}$: $I_F/I_R (=2 I_F)$ 75% Recovery Point
 (ex. $I_F/I_R = 100\text{mA}/200\text{mA}$ 75% Recovery Point)

Division	V _{RM} (V)	Part Number	I _F (AV) (A) () is with Heatsink	I _{FSM} (A)	T _j (°C)	T _{stg} (°C)	V _F (V) max	I _F (A)	I _R (μA)	I _R (H) (mA)	T _a (°C)	t _{rr} ① (μs)		t _{rr} ② (μs)		R _{th} (j-ℓ) R _{th} (j-c) (°C/W)	Mass (g)	Fig. No.	Page where characteristic curve is shown
				50Hz Half-cycle Sinewave Single Shot					V _R =V _{RM} max	V _R =V _{RM} max		I _F /I _{FP} (mA)	I _F /I _{FP} (mA)						
For TV	1300	RH 2D	1.0	60	-40 to +150	1.0	1.0	10	0.5	100	4.0	10/10	1.3	100/200	12	0.6	1	96	
		RH 10F	0.8	60	-40 to +150	1.0	1.0	10	0.5	100	4.0	10/10	1.3	100/200	15	0.44	2		
		RH 2F	1.0	60	-40 to +150	1.0	1.0	10	0.5	100	4.0	10/10	1.3	100/200	12	0.6	1		
	1500	RS 3FS	2.0	50	-40 to +150	1.1	3.0	50	0.5	100	2.0	100/100	0.8	100/200	10	1.0	3		
		RH 3F	2.5	50	-40 to +150	1.3	2.5	50	0.5	100	4.0	100/100	1.3	100/200	10	1.0	3		
		RS 4FS	1.5 (2.5)	50	-40 to +150	1.5	3.0	50	0.5	100	1.0	100/100	0.4	100/200	8	1.2	4		
	1600	RH 4F	2.5	50	-40 to +150	1.5	2.5	10	0.35	100	4.0	100/100	1.3	100/200	8	1.2	4	96	
		RH 3G	2.5	50	-40 to +150	1.3	2.5	50	0.5	100	4.0	100/100	1.3	100/200	10	1.0	3		
	1700	FMV-G2GS	6.0	50	-40 to +150	1.5	6.0	50	3	150 (Tj)	2.0	500/500	0.8	500/1000	4	2.1	6	98	
1800	FMR-G5HS	10	50	-40 to +150	1.6	10	20	0.2	100	1.8	500/500	0.7	500/1000	2	6.5	5	99		
For CRT Display	1300	RU 4D	1.2 (1.5)	50	-40 to +150	1.8	1.5	50	0.5	100	0.4	500/500	0.18	500/1000	8	1.2	4	97	
		RU 4DS	1.5 (2.5)	50	-40 to +150	1.8	3.0	50	0.5	100	0.4	500/500	0.18	500/1000	8	1.2	4		
	1500	RP 3F	2.0	50	-40 to +150	1.7	2.0	50	0.5	100	0.7	500/500	0.3	500/1000	10	1.0	3	96	
		FMQ-G1FS	5.0	50	-40 to +150	2.0	5.0	50	0.5	150	0.7	500/500	0.3	500/1000	4	2.1	6	98	
		FMQ-G2FLS	10	50	-40 to +150	1.8	10.0	50	0.5	150 (Tj)	1.2	500/500	0.4	500/1000	4	2.1	6		
		FMU-G2FS	10	50	-40 to +150	1.6	10	50	6	150 (Tj)	0.6	500/500	0.25	500/1000	4	2.1	6	99	
		FMQ-G2FS	10	50	-40 to +150	2.8	10	50	0.5	150 (Tj)	0.5	500/500	0.2	500/1000	4	2.1	6	98	
		FMQ-G2FMS	10	50	-40 to +150	2.4	10	50	0.5	150	0.5	500/500	0.25	500/1000	4	2.1	6		
	1700	FMQ-G5FMS	10	50	-40 to +150	2.4	10	50	0.5	100	0.5	500/500	0.2	500/1000	2	6.5	5	99	
FMQ-G5GS		10	50	-40 to +150	2.7	10	100	0.5	100	0.5	500/500	0.2	500/1000	2	6.5	5			
1800	FMP-G5HS	8.0	50	-40 to +150	2.0	8.0	25	0.25	100	1.0	500/500	0.4	500/1000	2	6.5	5	99		
For CRT Display Compensation	1300	RG 2A2	0.5	5	-40 to +150	3.5	0.5	100	0.5	100	0.1	100/100	0.05	100/200	12	0.6	1	97	
	1600	RC 3B2	1.0	20	-40 to +150	3.6	1.0	100	0.5	100	0.07	500/500	0.035	500/1000	10	1.0	3		

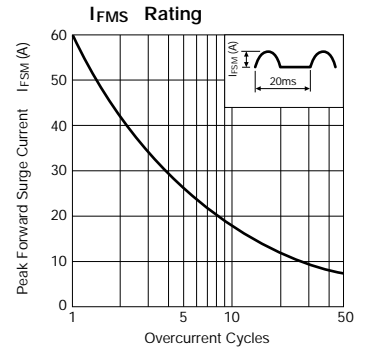
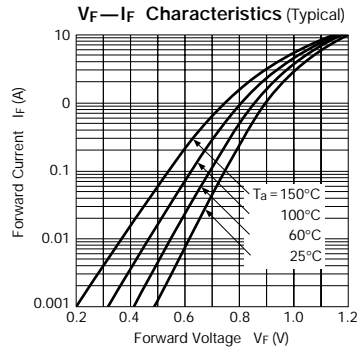
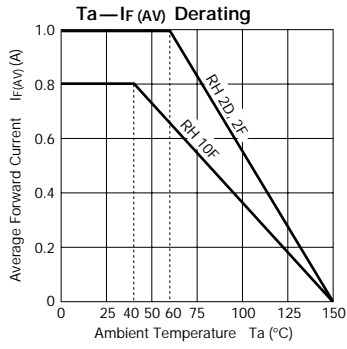
External Dimensions

Flammability: UL94V-0 or Equivalent (Unit: mm)

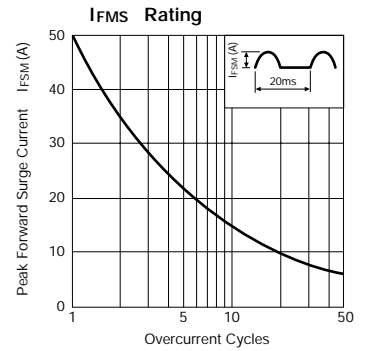
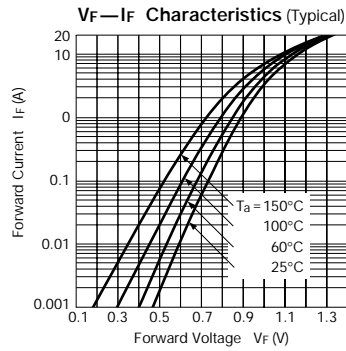
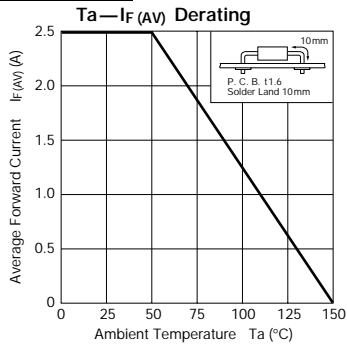


Characteristic Curves Damper Diodes

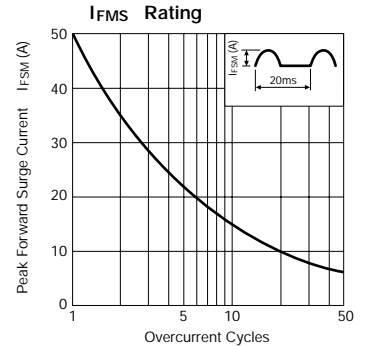
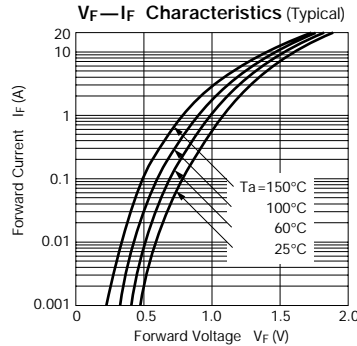
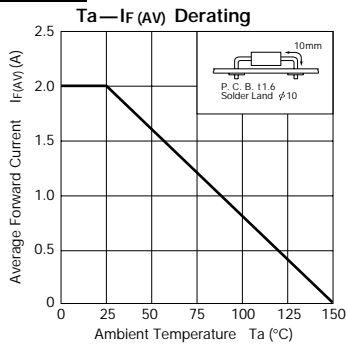
RH 10F, 2D, 2F



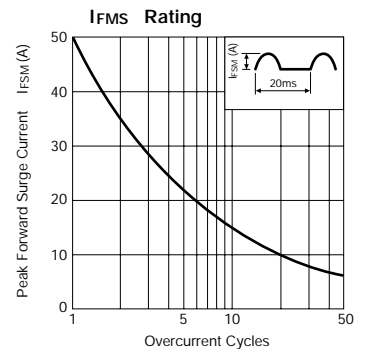
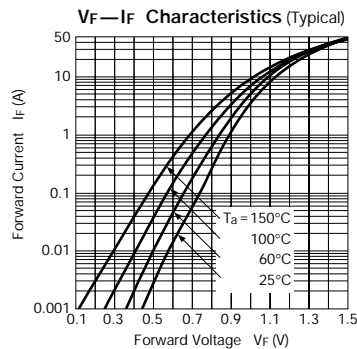
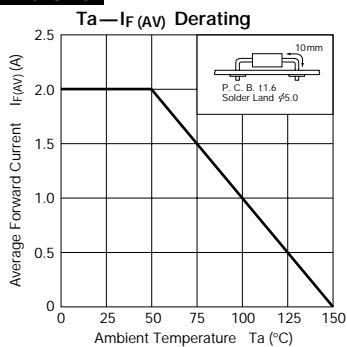
RH 3F, 3G



RP 3F



RS 3FS



RH 4F

