



# ST2



## »» Features

- DIL (Dual In Line) terminals
- Conform to FCC part 68 1.5kV surge and dielectric 1000VAC
- Fully sealed
- UL/CUL approved
- Special design for alarm, security system, office equipment, medical equipment
- Comply with RoHS-Directive 2002/95/EC

## »» Type List

Terminal style	Contact form	Designation (provided with)
		Sealed type washable
PCB Terminal	2C (DPDT)	ST2 002 C .. W

## »» Ordering Information

ST2 002 C 24 W  
 1 2 3 4 5

- |        |                                    |      |   |
|--------|------------------------------------|------|---|
| 1. ST2 | -- Basic series Designation        | 4.   | -- Coil voltage : 05=5V; 06=6V; 09=9V; 12=12V; 24=24V; 48=48V |
| 2. 002 | -- Double pole double throw        | 5. W | -- Sealed washable  |
| 3. C   | -- Contact material AgNi + Au clad |      |   |

## »» Contact Data

Type of contact	Bifurcated contact
Configuration	2 CO
Rated load	2A/30VDC; 0.6A/125VAC
Maximum switching current	2A
Maximum switching voltage	220VDC / 250VAC
Maximum switching capacity	60W / 125VA
Contact resistance	100mΩ
Contact material	AgNi + Au clad

## »» Coil rating (DC @+23°C)

Rated voltage (V)	Rated current (mA) ±10%	Coil resistance (Ω) ±10%	Max. continuous voltage (V)	Pick up voltage	Drop out voltage	Power consumption at rated voltage (mW)
5	29.9	167	12.5	70 % of rated voltage	5 % of rated voltage	150
6	25	240	15			
9	16.6	540	22.5			
12	12.5	960	30			
18	11.1	1620	40			200
24	8.3	2880	52.9			
48	6.25	7680	84.9			

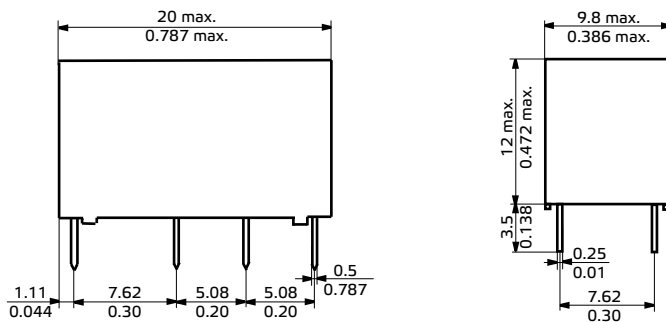
## »» Specification

Mechanical life	100x10 <sup>6</sup> cycles	
Electrical life at rated load	1x10 <sup>5</sup> cycles	
Operate Time	5ms Max.	
Release Time	3ms Max.	
Dielectric strength	Between coil and contacts	1000V, 50/60Hz, 1min
	Between open contacts	1000V, 50/60Hz, 1min
	Between contact circuits	1000V, 50/60Hz, 1min
Surge withstand voltage (wave 10/160μs, conform to FCC68)	Between coil and contacts	1500V
	Between open contacts	1500V
	Between contact circuits	1500V
Vibration resistance (10..55 Hz) double amplitude	Operation extremes	1.5mm
	Damage limits	5mm
Shock resistance	Operation extremes - 11ms	10g
	Damage limits - 6ms	100g
Ambient temperature	-40... +90°C (+80°C for 48VDC coil)	
Approvals	UL/CUL	
Weight	4.5g	

## »» Safety Approval

Certified	UL / CUL
Ratings	2A/30VDC ; 0.6A/125VAC

## »» Outline Dimensions

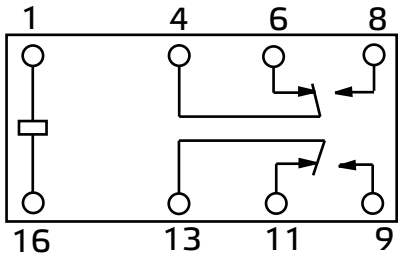




# ST2

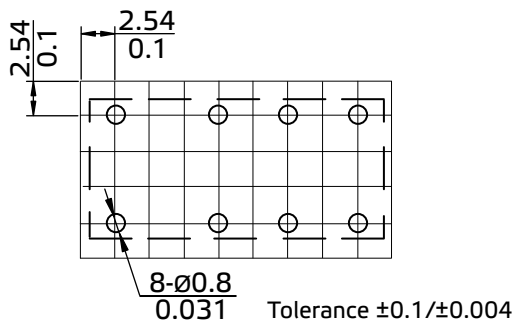
## »» Wiring Diagram

Bottom View



## »» PC Board Layout

Bottom View



Mounting (Bottom View)